

TQCN SERIES Hot Water Pump



50Hz

Power: 0.18 - 2.2 kW

Head: Up to 34M

Flow: Up to 250 L/min

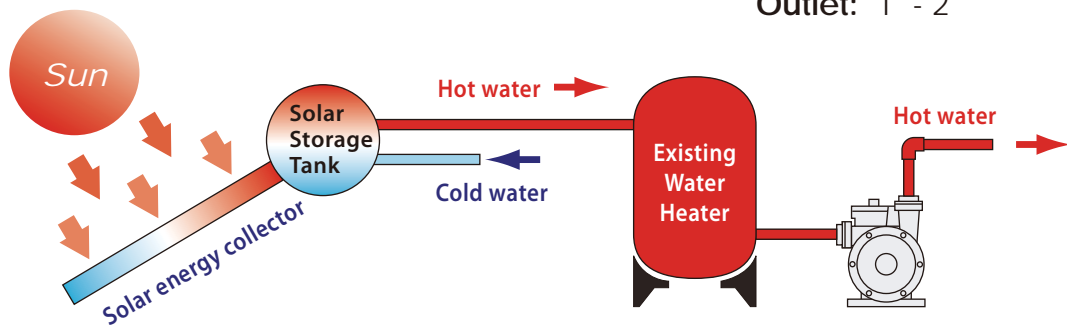
60Hz

Power: 0.18 - 3.7 kW

Head: Up to 52M

Flow: Up to 270 L/min

Outlet: 1" - 2"



Applications:

This TQCN Series are designed for hot water supply (up to +90°C) and pressure boosting in residential and commercial applications. They are suitable for solar energy hot water system or other types of hot water systems.

Operation Conditions:

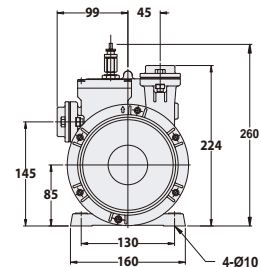
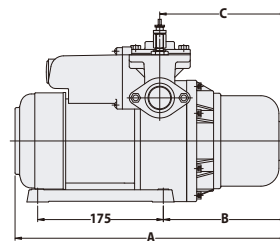
1. Ambient temperature: Max. +40°C
2. Liquid temperature: +4°C ~ +90°C
3. Relief pressure value automatically : 5kg/cm²
4. Relative humidity: Max. 85% (RH)
5. Before using the pump, be sure the inlet pressure setting is lower than factory pressure setting.

Product Features:

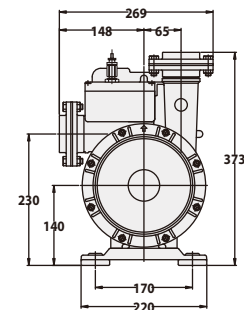
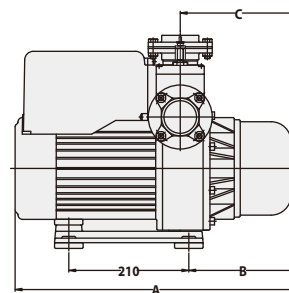
1. The TQCN is a complete, all-in-one unit, consisting of pump, motor, pressure tank, and electronic controller. The built-in electronic controller provides constant pressure which ensures that the pump starts automatically when water is consumed and operates continuously until water is not required.
2. Compact design and quiet operation make the TQCN series suitable for many applications.
3. The TQCN is constructed from the top quality corrosion resistant materials.
4. The motor has built-in thermal overload to protect against high operating temperatures and over current.
5. The TQCN has an anti-cycling feature which prevents the pump from continuous starting and stopping when you have a dripping tap or minor leak in the system.
6. Relief value will automatically release the pressure when the TQCN full system pressure exceeds 5kg/cm².

Dimensions:

TQCN 200/400/800

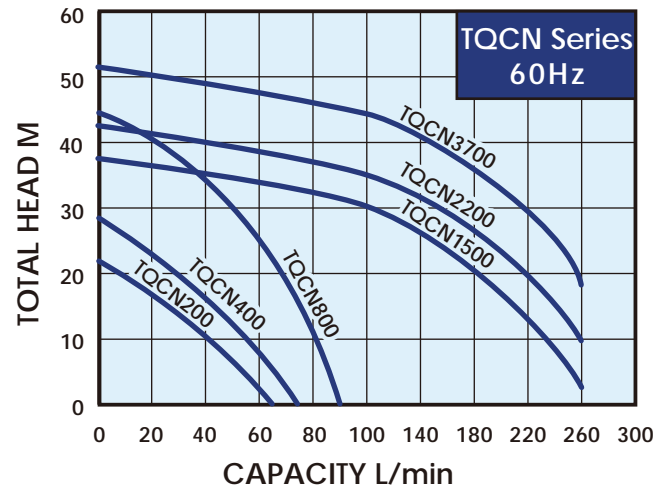
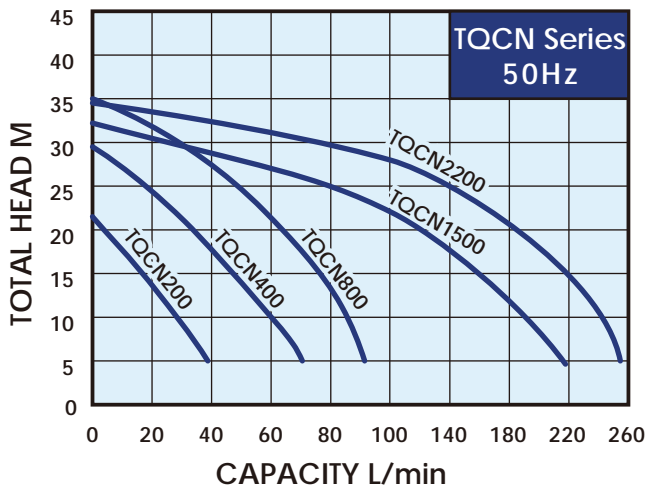


TQCN1500/2200/3700



Model	Cycle (Hz)	Dimensions (mm)		
		A	B	C
TQCN200	50	389	183	188
	60	365	159	164
TQCN400	50	405	198	203
	60	379	172	177
TQCN800	50 / 60	451	198	203
TQCN1500 ~ 2200	50 / 60	501	197	212
TQCN 3700	60	501	197	212

Performance curve:



Specification, 50Hz

Model	Power (kW)	Cycle (Hz)	Phase (Ø)	Voltage (V)	Amp's (A)	Inlet (in.)	Outlet (in.)	Preset activation point (kg/cm ²)	H max. (m)	Q max. (L/min)	N.W. kg	
TQCN200	0.18	50	1	200~240	1.5	1"	1"	1.2	22	45	7.4	30
TQCN400	0.37	50	1	200~240	3	1"	1"	1.8	30	75	9.4	30
TQCN800	0.75	50	1	200~240	4.4	1"	1"	2.0	35	95	11	24
TQCN1500	1.5	50	1	200~240	7.2	2"	2"	2.5	32	230	28	12
			3	200~240	5.8							
			3	380~440	3.3							
TQCN2200	2.2	50	1	200~240	11.1	2"	2"	2.5	34	250	31	12
			3	200~240	7.2							
			3	380~440	4.1							

Specification, 60Hz

Model	Power (kW)	Cycle (Hz)	Phase (Ø)	Voltage (V)	Amp's (A)	Inlet (in.)	Outlet (in.)	Preset activation point (kg/cm ²)	H max. (m)	Q max. (L/min)	N.W. kg	
TQCN200	0.18	60	1	110/220	40./2.0	1"	1"	1.4	22	60	7.4	30
TQCN400	0.37	60	1	110/220	6.0/3.0	1"	1"	2.0	28	70	9.4	30
TQCN800	0.75	60	1	110/220	11/5.5	1"	1"	2.5	44	90	11	24
TQCN1500	1.5	60	1	220	9.5	2"	2"	3.0	37	270	28	12
			3	220	6.5							
			3	380	4.2							
TQCN2200	2.2	60	3	220	9.5	2"	2"	3.0	42	270	31	12
			3	380	5.2							
TQCN3700	3.7	60	3	220	13.8	2"	2"	3.0	52	270	31.5	12
			3	380	6.8							

TQCN SERIES

WALRUS